







## HOW TO MAKE A MUMMY – DESCRIBING A PROCESS



1. What do you know about a process of mummification? Make a mindmap.
2. Watch the video and do the online quiz  
[http://www.eslvideo.com/esl\\_video\\_quiz\\_intermediate.php?id=4642](http://www.eslvideo.com/esl_video_quiz_intermediate.php?id=4642)
3. Go to [http://www.openculture.com/2013/06/how\\_to\\_make\\_a\\_mummy.html](http://www.openculture.com/2013/06/how_to_make_a_mummy.html) and watch a video clip once again. Fill in the diagram using the transition words and expressions from the box.

**first, to begin with, second, later, next, as soon as, after, then, finally, meanwhile, last, during, when, by the time, over time, until, following that, next step, stage, method, procedure, how to**





**HOMEWORK:**

Go to <http://www.elements-srm.com.au/wp-content/uploads/2012/04/Global-warming.gif> .  
Analyse the infographics and write a paragraph describing **GREENHOUSE EFFECT**.